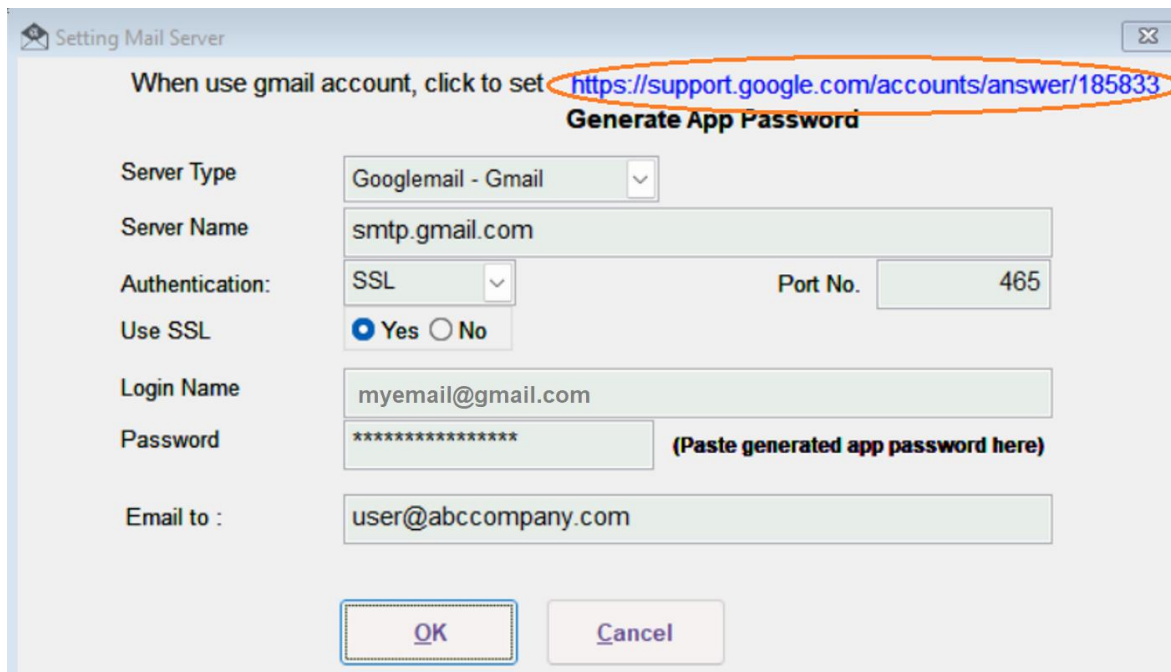


Quick guide for Email close counter report

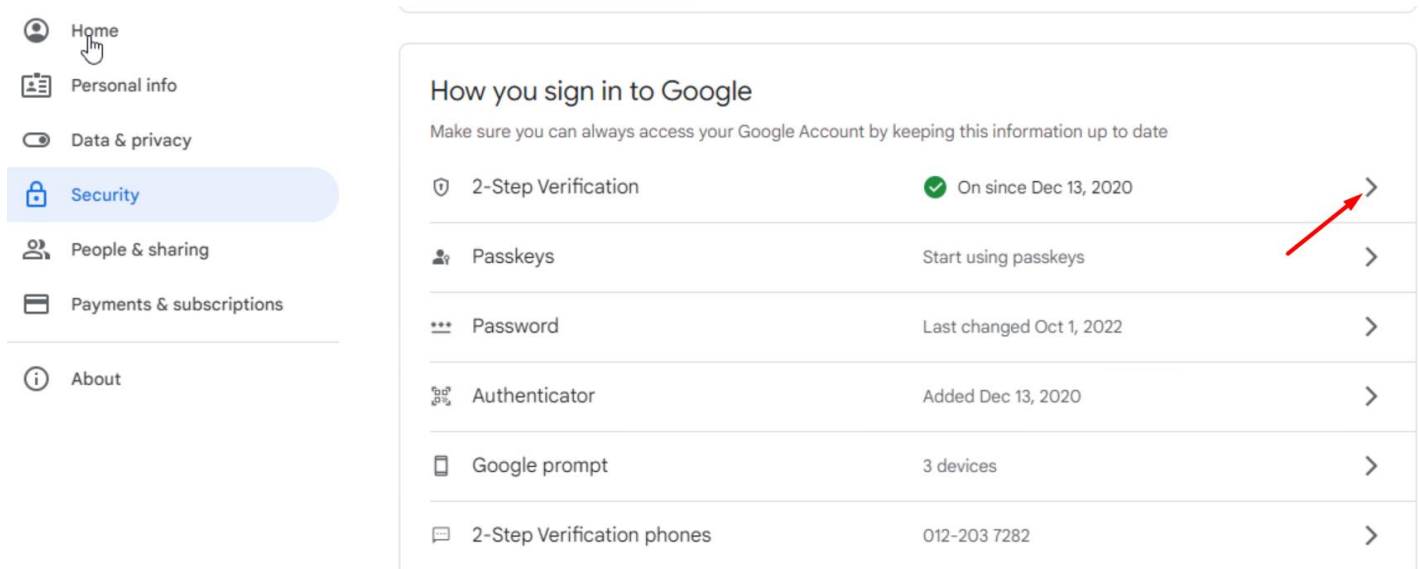
In Setting, System.



In order to use gmail account to send email, need to configure allow less secure apps: ON



Visit : <https://myaccount.google.com/u/0/security>



App passwords

App Passwords aren't recommended and are unnecessary in most cases. To help keep your account secure, use "Sign in with Google" to connect apps to your Google Account.

App passwords

None

>

Switch to ON

Select the app and device you want to generate the app password for.

Select app

Mail

Calendar

Contacts

YouTube

Other (*Custom name*)

Select device

▼

GENERATE

Finish configure scree.

Select the app and device you want to generate the app password for.

SQL-POS

×

GENERATE

Generated app password

Your app password for your device

wbtq elte mdpq imua

How to use it

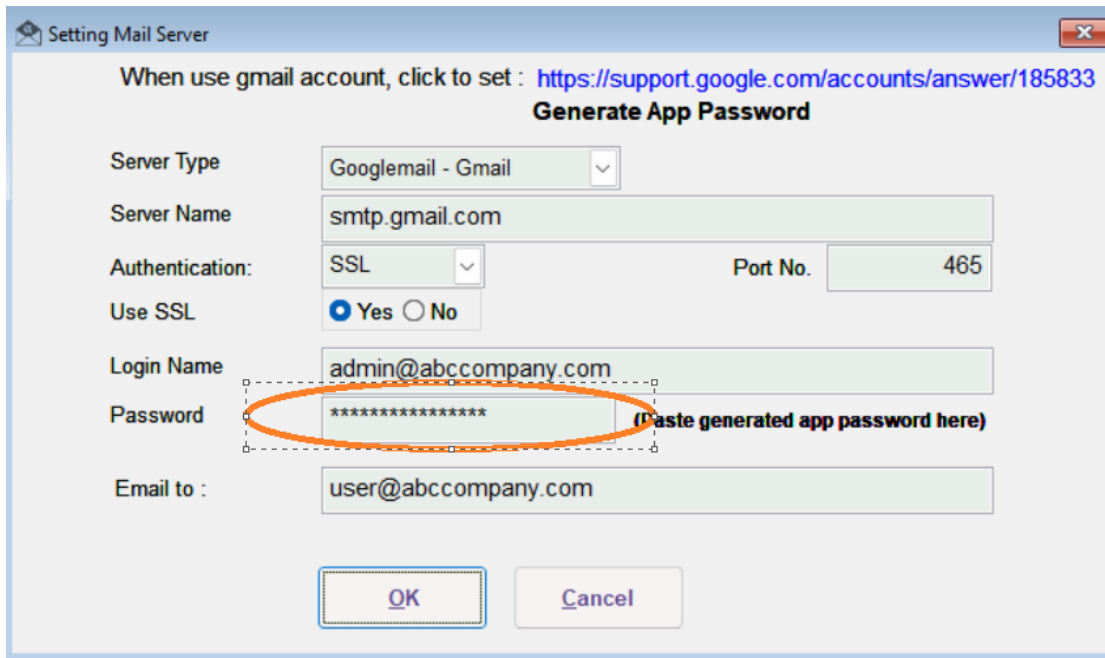
Go to the settings for your Google Account in the application or device you are trying to set up. Replace your password with the 16-character password shown above.

Just like your normal password, this app password grants complete access to your Google Account. You won't need to remember it, so don't write it down or share it with anyone.

[DONE](#)

System will auto send close counter email when counter closed.

Copy & Paste Generate app password into here:



Setting Mail Server

When use gmail account, click to set : <https://support.google.com/accounts/answer/185833>

Generate App Password

Server Type: Googlemail - Gmail

Server Name: smtp.gmail.com

Authentication: SSL Port No. 465

Use SSL: ☒ Yes ☐ No

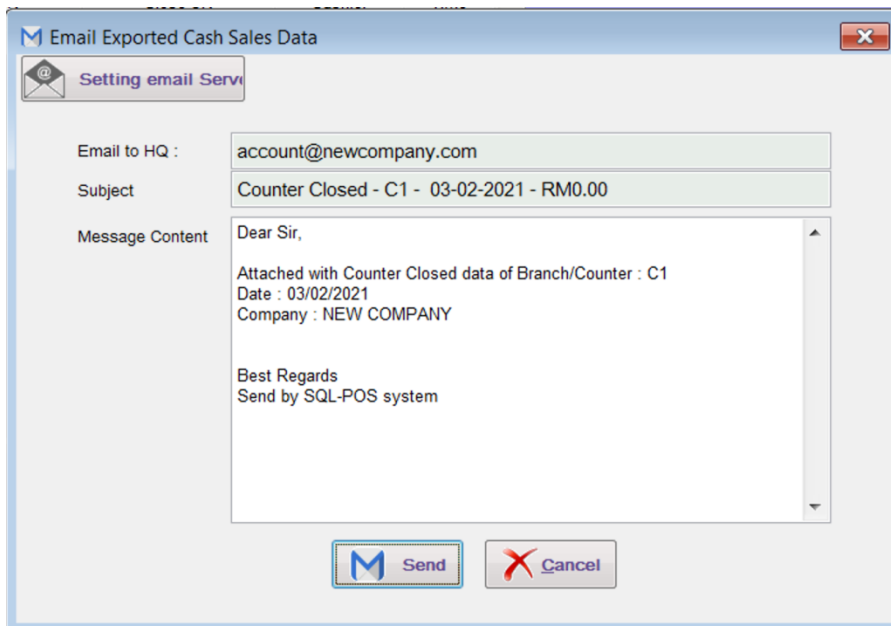
Login Name: admin@abccompany.com

Password: (Paste generated app password here)

Email to : user@abccompany.com

OK Cancel

Use own email Server.



Email Exported Cash Sales Data

Setting email Serv

Email to HQ : account@newcompany.com

Subject: Counter Closed - C1 - 03-02-2021 - RM0.00

Message Content: Dear Sir,
Attached with Counter Closed data of Branch/Counter : C1
Date : 03/02/2021
Company : NEW COMPANY

Best Regards
Send by SQL-POS system

Send Cancel



Setting Mail Server



Server Type

Others

Server Name

mail.ownmailserver.com.my

Authentication:

STARTTLS

Port No.

587

Use SSL

☐ Yes ☒ No

Login Name

eddie@itu.com.my

Password

Email to :

account@newcompany.com

OK

Cancel